




A-LITE® designed a series of plant growth luminaries that are more efficient compared to traditional light sources. In this series, each light source is produced with specific wavelength that provide maximum benefit to plants and minimize wasted energy. The entire series was developed with different light spectrum combinations that could enhance the growth of leafy vegetables, flowers and fruits, a wide coverage to meet your agricultural needs. Our lights are also much better at energy saving compared to conventional lights, saving up to 80% of power.

## SPECIFICATIONS

<b>MODEL</b>	<b>EGT-22C-XRW</b>
Standard Power Rating	22W
Power	20 ~ 25W
PPFD (Distance 250mm)	67.273 $\mu\text{mol}/\text{m}^2\text{s}$
Colour	Red-White
Red/ White Ratio	1:1
Beam Angle	120°
Power Supply Input	A-Lite Isolated Built-in Driver
Input Voltage	AC 85 ~ 265V (50/60 Hz)
Power Factor	0.95
Harmonic Distortion	< 15%
Power Efficiency	> 85%
IP Rating	IP21*
Operating Temperature	-20 to 45°C
Nominal Lifespan	50,000 hours
Certifications	CE PSE SAA
Application	For leafy vegetables
Available in	2ft, 3ft, 4ft, 5ft (Also customizable to any length to fit)

\*: Under wet conditions, it is recommended to install waterproof lamp holders and/or covers



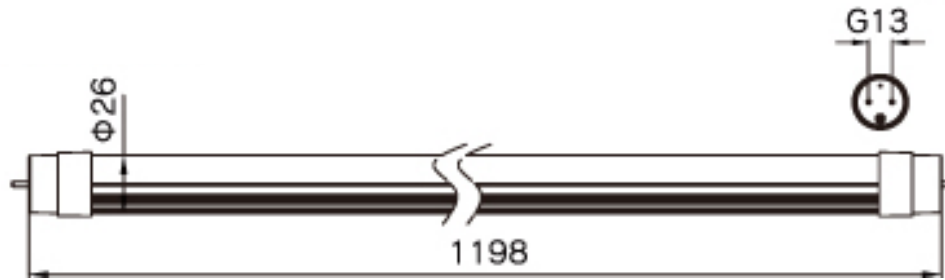
**FOR PLANT CULTIVATION EZYGRO  
PLANT GROWTH RED-WHITE LIGHTS**

## EZYGRO SERIES

**Specialized components  
with high energy efficiency**



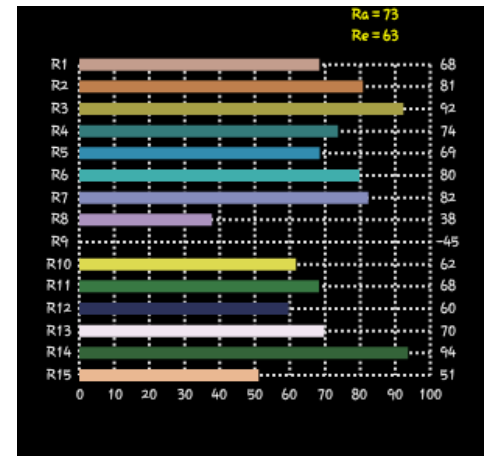
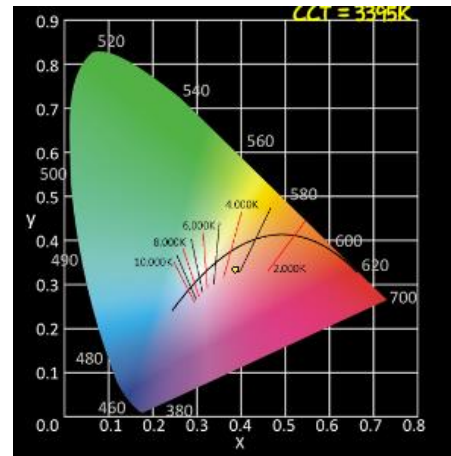
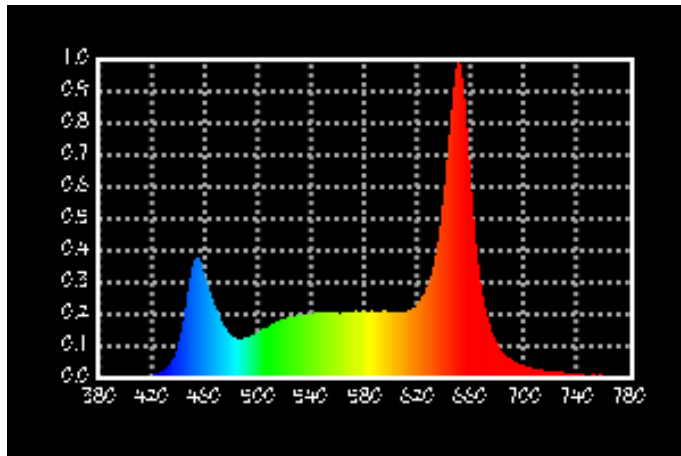
# Dimensions



Measurement in 'mm'

# Photometric Characteristics

EZYGRO Red-White Tube 22W@ 220V 50/60Hz



Remarks: Contact us @ +65 6779 7245 if you require different CCT IES file or DIALux Simulation report of different color temperature.

# Ordering Code Definition

EGT

22

C

XRW

1

2

3

4


1. **Series Code:** EGT = EZYGRO Plant Growth Tube

2. **Input Power:** 22 = 22W; 30 = 30W; 60 = 60W

3. **Length:** A – 2ft; B – 3ft; C – 4 ft; D – 5ft

4. **Light Source:** XRW – Red-White LED; XRB – Red-Blue LED; FRW – Far Red-Red-White LED; XCW – White LED

# Installation Information



There is no need to install any inductive or electronic ballasts as this model has a built-in driver design. You can connect it to power supply within 85 ~ 265 V A/C directly.

Remarks: Contact us at sales@a-lite.com.sg if you require LED lights in different spectrums or power.